

PSAT Results Lesson

College & Career Counselor -
Mrs. Neighbors
Presented
December 18, 2018

Return Results or Take them Home Today

- If you were able to get your results from your online account, then consider leaving me your results copy so your counselor can keep one in your file in case you want to review it on any given day at school.
- You can take them home today if you wish but be aware that your counselor will only have a copy of your score totals and not the full report if you have questions later.
- Remember these are like progress reports. They show you where you are now so you can improve before taking another standardized test.

PSAT Percentiles - 11th

Your Total Score

960 | 320 to 1520

You are in the **51st** percentile




You scored equal to or higher than 51% of students

The two section scores show your percentiles compared to other juniors. In this example you would say, "I scored better than 69% of all juniors nationwide who took the Mathematics Section."

Your Evidence-Based Reading and Writing Score

430 | 160 to 760

You are in the **31st** percentile

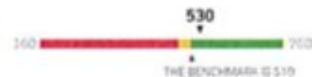


! Your score shows that you're almost on track to be ready for college, but you need to keep building your skills.

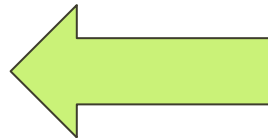
Your Math Score

530 | 160 to 760

You are in the **69th** percentile



✓ Your score shows that you're on track to be ready for college.



PSAT Percentiles-10th

- Sophomores, your scores show your percentiles compared to other sophomores. In this example you would say, "I scored better than 31% of all sophomores nationwide who took the Reading and Writing Section."

- Again, keep in mind that this is a junior level test so the overall sum or "Selection Index" compares sophomores with college bound juniors.

Your Total Score

960 | 320 to 1520

You are in the **51st** percentile

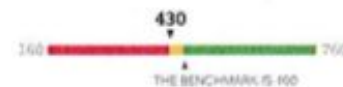


You scored equal to or higher than 51% of students

Your Evidence-Based Reading and Writing Score

430 | 160 to 760

You are in the **31st** percentile

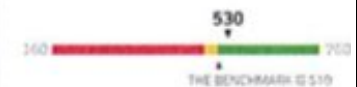


! Your score shows that you're almost on track to be ready for college, but you need to keep building your skills.

Your Math Score

530 | 160 to 760

You are in the **69th** percentile



✓ Your score shows that you're on track to be ready for college.

PSAT/NMSQT College & Career Readiness Benchmarks

The following benchmarks predict with 75% probability, first year college grades of a C average or higher.

PSAT/NMSQT COLLEGE AND CAREER READINESS BENCHMARKS		
	Evidence-Based Reading and Writing	Math
10th Grade PSAT/NMSQT	430	480
11th Grade PSAT/NMSQT	460	510

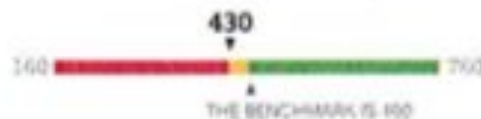
PSAT/NMSQT College & Career Readiness Benchmarks

These benchmarks are the scores that students should meet or exceed to be considered on track to be college ready. This does not mean that you must meet these scores in order to go to college. It is information to take advantage of while you have time to work on those skills and better prepare yourself for the future.

Your Evidence-Based Reading and Writing Score

430 | 160 to 760

You are in the **31st** percentile

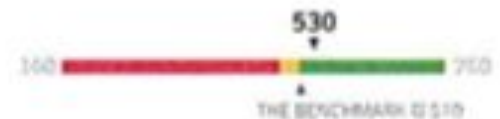


Your score shows that you're almost on track to be ready for college, but you need to keep building your skills.

Your Math Score

530 | 160 to 760


You are in the **69th** percentile



Your score shows that you're on track to be ready for college.

NMSC Selection Index

- Keep in mind that this is a junior level test so the overall sum or “Selection Index” compares you with college bound juniors. It is double the sum of your Reading, Writing/Language, & Math subscores listed in the “Your Test Scores” section. (Example: Reading=23, Writing/Language=20, Math=26.5, The sum is 69.5. Double that and the index is 139.)



Your NMSC Selection Index

139

NMSC uses a Selection Index score based on PSAT/NMSQT scores as an initial screen of students who enter its scholarship programs. The Selection Index score is double the sum of your Reading, Writing and Language, and Math Test scores.

Eligibility Information

You meet entry requirements for the 2020 National Merit Scholarship Program and your Selection Index score will be considered among 1.6 million program entrants.

If your Selection Index places you among the 50,000 high scorers who qualify for National Merit Scholarship Program recognition, you will be notified next September when qualifying Selection Index scores will be made available.

Entry Requirements

Information you provided on your answer sheet:

High school student: **YES**

Year to complete high school and enroll full time in college: **2020**

Total years to be spent in grades 9–12: **4**

Your Test Scores*

Reading
23 | 8 to 38

Math
26.5 | 8 to 38

Writing and Language
20 | 8 to 38

* Additional detailed scores, like 5, provide students with a deeper look at their performance. Test score used to calculate your NMSC Selection Index score.

Test Key = Study Guide for future ACTs/SATs

KEY	
✓	Correct
⊖	Omitted
U	Unscorable
X	Multi-Grid/Incorrect
■ □ □	Easy Question
■ ■ □	Medium Question
■ ■ ■	Hard Question
□ □ □	Easy Question Missed*

READING

Question #	Correct	Your Answer	Difficulty
1	A	✓	■ □ □
2	B	A	■ ■ □
3	B	✓	■ ■ □
4	B	A	■ ■ □
5	C	✓	■ ■ □
6	D	✓	■ ■ ■
7	B	✓	■ ■ ■
8	A	✓	■ ■ □
9	D	✓	■ ■ □
10	A	✓	■ ■ □
11	D	C	■ ■ □
12	D	B	■ ■ □
13	D	A	■ ■ ■
14	A	X	■ ■ □
15	C	B	■ ■ ■
16	B	C	■ ■ □
17	D	C	■ ■ □
18	B	D	■ ■ □
19	A	✓	■ ■ □
20	C	✓	■ ■ □
21	B	D	■ ■ □
22	D	✓	■ ■ □
23	B	D	■ ■ □
24	D	✓	■ ■ □
25	C	✓	■ ■ □
26	B	A	■ ■ □
27	B	C	■ ■ □
28	A	C	■ ■ □
29	D	A	■ ■ ■
30	B	A	■ ■ ■
31	D	✓	■ ■ □
32	A	✓	■ ■ □
33	C	✓	■ ■ □
34	A	B	■ ■ □
35	A	B	■ ■ □
36	C	⊖	■ ■ ■
37	B	C	■ ■ □
38	C	D	■ ■ □
39	C	✓	■ ■ □
40	C	✓	■ ■ □
41	B	✓	■ ■ □
42	B	✓	■ ■ □
43	A	B	■ ■ □
44	A	✓	■ ■ □
45	A	C	■ ■ □
46	D	A	■ ■ □
47	C	B	■ ■ □

WRITING AND LANGUAGE

Question #	Correct	Your Answer	Difficulty
1	D	C	■ ■ □
2	B	✓	■ ■ □
3	C	D	■ ■ □
4	C	A	■ ■ □
5	B	D	■ ■ □
6	B	X	■ ■ ■
7	A	D	■ ■ □
8	B	C	■ ■ □
9	A	B	■ ■ □
10	D	✓	■ ■ □
11	D	✓	■ ■ □
12	B	✓	■ ■ □
13	C	✓	■ ■ □
14	C	B	■ ■ □
15	D	✓	■ ■ □
16	B	A	■ ■ □
17	B	D	■ ■ □
18	A	✓	■ ■ □
19	B	✓	■ ■ □
20	C	D	■ ■ □
21	A	✓	■ ■ □
22	A	B	■ ■ □
23	C	B	■ ■ ■
24	D	C	■ ■ □
25	C	D	■ ■ □
26	A	✓	■ ■ □
27	A	D	■ ■ □
28	B	✓	■ ■ □
29	D	A	■ ■ ■
30	C	B	■ ■ ■
31	D	✓	■ ■ □
32	B	✓	■ ■ □
33	D	✓	■ ■ □
34	D	B	■ ■ □
35	D	✓	■ ■ ■
36	B	A	■ ■ □
37	C	D	■ ■ □
38	A	✓	■ ■ □
39	C	✓	■ ■ □
40	D	A	■ ■ □
41	D	B	■ ■ ■
42	A	⊖	■ ■ □
43	C	B	■ ■ □
44	B	C	■ ■ ■

MATH - CALCULATOR

Question #	Correct	Your Answer	Difficulty
1	B	✓	■ ■ □
2	A	✓	■ ■ □
3	B	✓	■ ■ □
4	D	✓	■ ■ □
5	B	C	■ ■ □
6	A	✓	■ ■ □
7	B	✓	■ ■ □
8	C	B	■ ■ □
9	A	✓	■ ■ □
10	D	C	■ ■ □
11	D	✓	■ ■ □
12	A	✓	■ ■ □
13	B	✓	■ ■ □
14	C	✓	■ ■ □

Question #	Correct	Your Answer	Difficulty
28	65	60	■ ■ ■
29	0, 12	2	■ ■ □
30	1368	⊖	■ ■ ■
31	85	75	■ ■ ■

MATH - CALCULATOR

Question #	Correct	Your Answer	Difficulty
15	C	A	■ ■ □
16	B	✓	■ ■ □
17	D	✓	■ ■ □
18	B	A	■ ■ □
19	C	A	■ ■ □
20	B	✓	■ ■ □
21	B	C	■ ■ □
22	D	C	■ ■ □
23	D	B	■ ■ □
24	C	⊖	■ ■ □
25	B	A	■ ■ □
26	D	✓	■ ■ □
27	D	A	■ ■ □

MATH - NO CALCULATOR

Question #	Correct	Your Answer	Difficulty
1	D	✓	■ ■ □
2	A	✓	■ ■ □
3	B	✓	■ ■ □
4	C	B	■ ■ □
5	C	✓	■ ■ □
6	B	✓	■ ■ □
7	A	✓	■ ■ □

Question #	Correct	Your Answer	Difficulty
8	B	C	■ ■ □
9	C	✓	■ ■ □
10	D	✓	■ ■ □
11	A	C	■ ■ □
12	C	✓	■ ■ □
13	B	A	■ ■ □

Question #	Correct	Your Answer	Difficulty
14	2	0	■ ■ □
15	90	80	■ ■ ■
16	1	2	■ ■ □
17	0	✓	■ ■ □

Access Your Online Account



Go online for your full report

Test Prep and AP course success predictor

Questions?

- Go to the College Board website and login with your code.
- For questions about your individual test: sign up in the counseling center on your grade level counselor's clipboard for an appointment.
- This PowerPoint will be available on the MHS Counseling Website for you and your parents to review.